




# GUIDE DE MONTAGE

## Assemblage de la porte de boîte à fumée et de la commande de distribution




**IXOBOX** N°1

### Les pièces du kit numéro 1






- 1A** Macaron SNCF
- 1B** Porte de boîte à fumée
- 1C** Cadre de porte
- 1D** Charnières (x 2)
- 1E** Renfort de porte
- 1F** Poignée de fermeture
- 1G** Bielle de commande de distribution
- 1H** Coulisse de distribution
- 1I** Bielle de l'excentrique
- 1J** Roue motrice Boxpok
- 1K** Plaque
- AP** M1,7 x4mm (x 4)
- KM** M1,4 x4mm (x 2)
- LM** M1,4 x5mm (x 2)
- WP** M 1,4 x7mm (x 3)  
Tournevis cruciforme



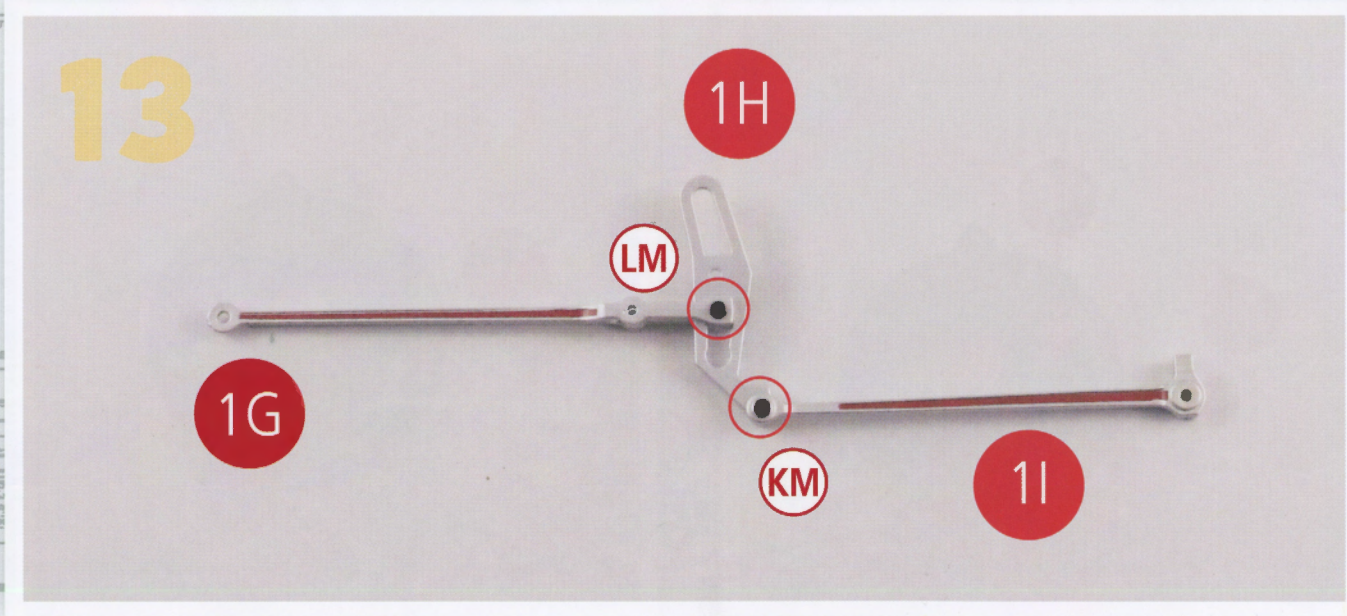
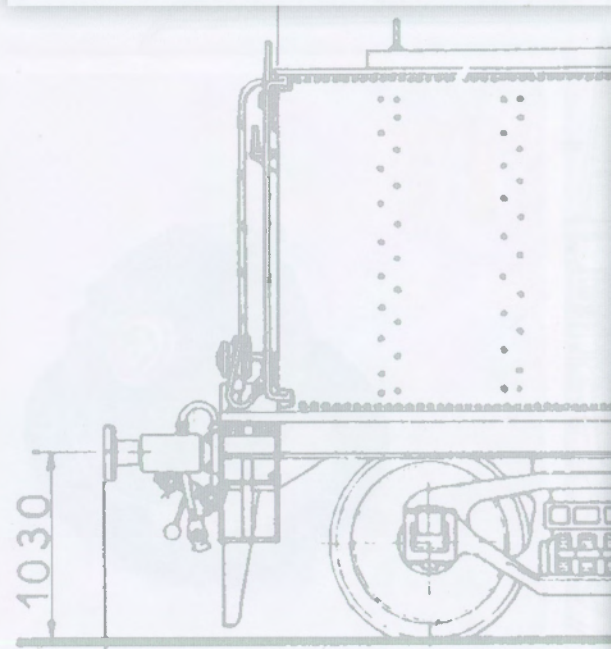





**Les pièces du kit numéro 1**









VUE FINALE

