




# GUIDE DE MONTAGE





## Montage du cylindre droit

**IXOBOX** N°4






### Les pièces du kit numéro 13






- 13A** Enveloppe de cylindre
- 13B** Passage de vapeur [R]
- 13C** By-pass
- 13D** Prise de vapeur des accessoires
- 13E** Robinets inférieurs des cylindres
- 13F** Petit purgeur
- 13G** Purgeurs gros débit (x2)
- 13H** Supports de tuyaux
- 13I** Renfort intérieur d'enveloppe de cylindre
- 13J** Turbodynamo
- 13K** Support du turbodynamo
- 13L** Capot du turbodynamo
- 13M** Joue du cylindre gauche [L]
- 13N** Joue du cylindre droit [R]
- Vis AM** M1,7 x 4 [11 + 2]
- Vis EM** M2,0 x 5 [4 + 1]
- Vis AP** M1,7 x 4 [2 + 1]






# Les pièces du kit numéro 13





VUE FINALE






# GUIDE DE MONTAGE


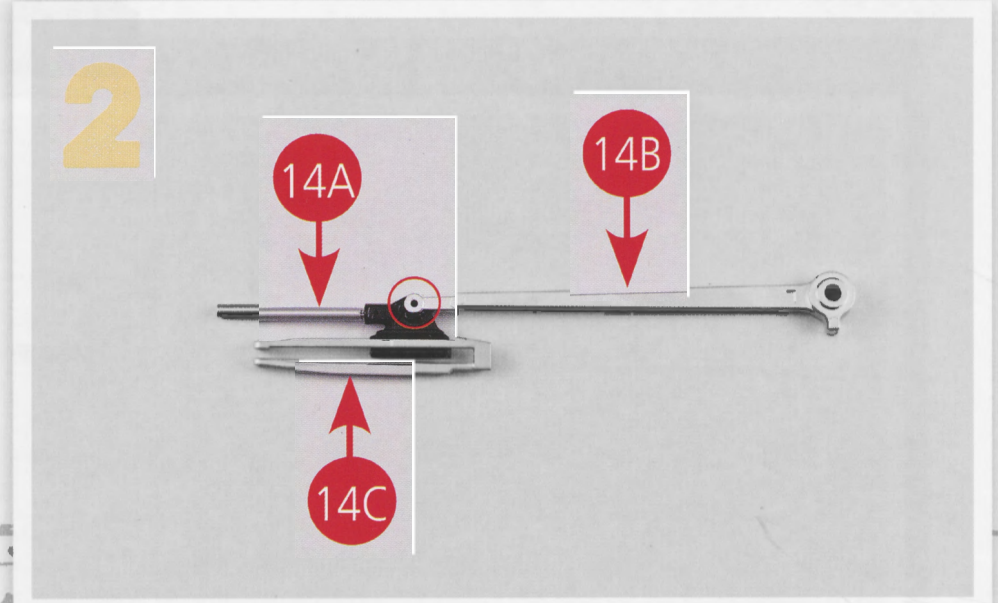

## Montage de la bielle motrice gauche

**IXOBOX** N°4


### Les pièces du kit numéro 14

- 14A** Tige de piston et crosse
- 14B** Bielle motrice
- 14C** Glissière
- 14D** Contre-crosse
- 14E** Support de biellette
- Vis** LM M1,4 x 5 (2 + 1)
- Vis** ABM M1,7 x 6 (1 + 1)





**VUE FINALE**








# GUIDE DE MONTAGE






## Montage et mise en place de l'embellage gauche

**IXOBOX** N°4





### Les pièces du kit numéro 15




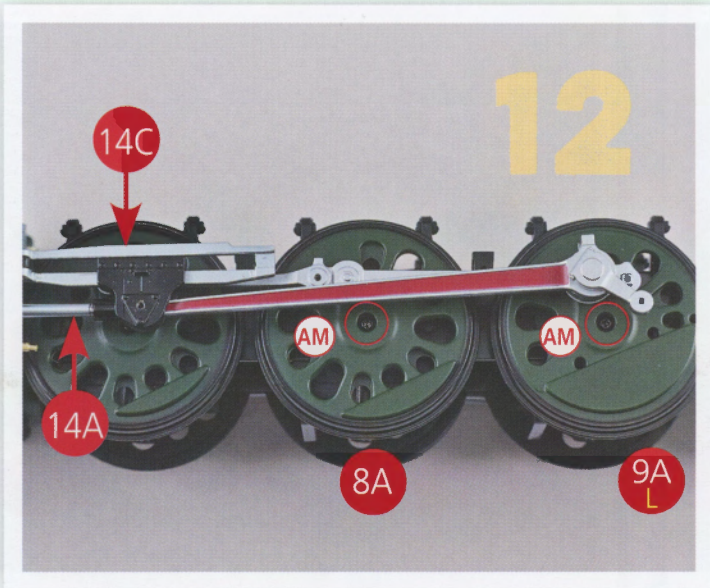
- 15A** Maneton et contre-manivelle
- 15B** Bielle de liaison d'extrémité
- 15C** Bielle de liaison centrale
- 15D** Bielle de liaison d'extrémité
- 15E** Fourchette de prise de mouvement
- 15F** Renvoi d'angle
- 15G** Support du pendule
- 15H** Dessus du support de pendule
- 15I** Graisseur du pendule
- 15J** Bielle de commande du pendule
- 15K** Pendule
- 15L** Levier de commande
- 15M** Cache-vis des roues motrices
- 15N** Bielle
- Vis** AM M1,7 x 4 (5 + 1)
- Vis** LM M1,4 x 5 (2 + 1)
- Vis** UM M1,7 x 3 x 5.5 (5 + 1)
- Vis** ASM M1,4 x 7 (1 + 1)
- Vis** ATM M1,4 x 4 (2 + 1)
- Vis** NP M1,2 x 4 (6 + 1)






# Les pièces du kit numéro 15







18




19

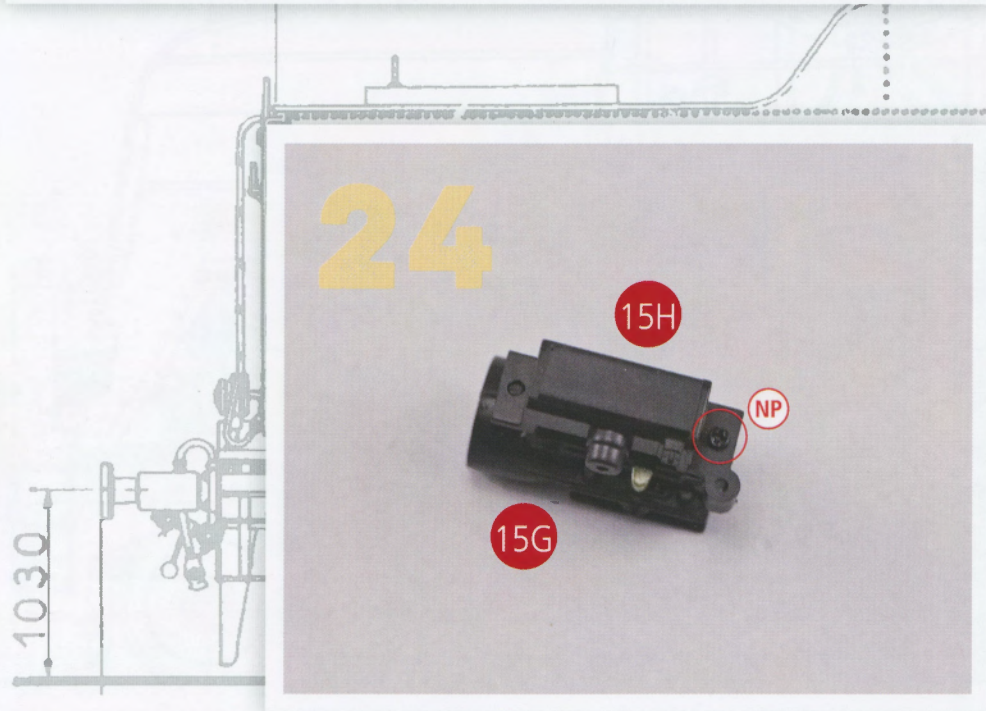





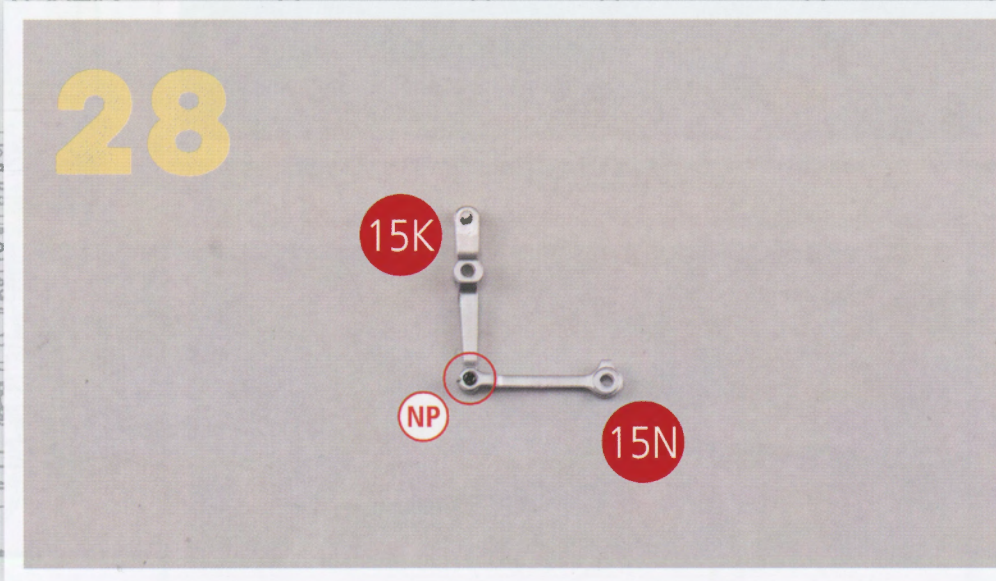


20

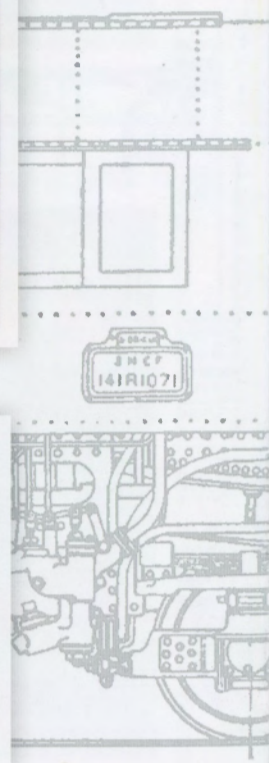


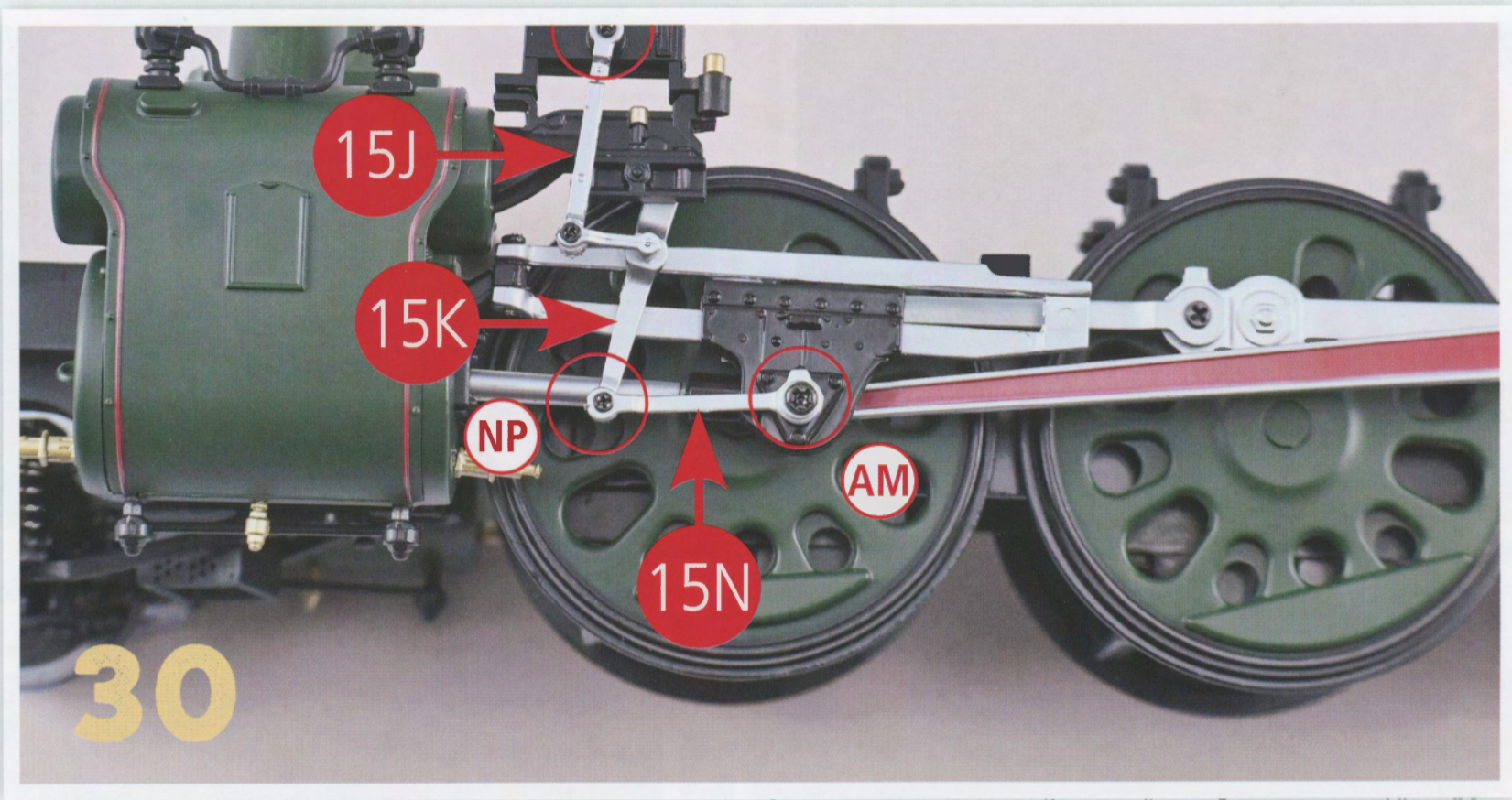


21
















VUE FINALE






# GUIDE DE MONTAGE

## Montage de la bielle motrice et de la distribution droite

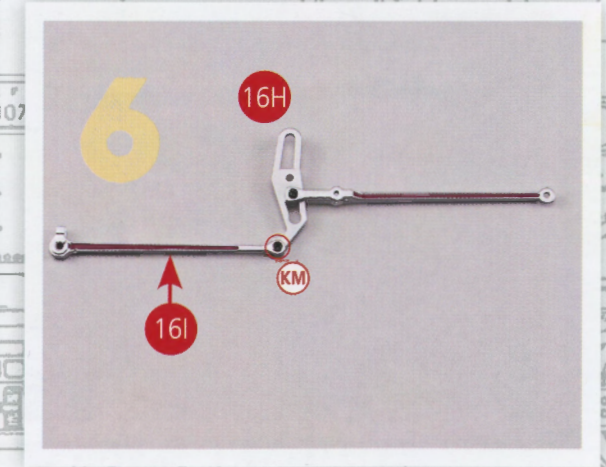


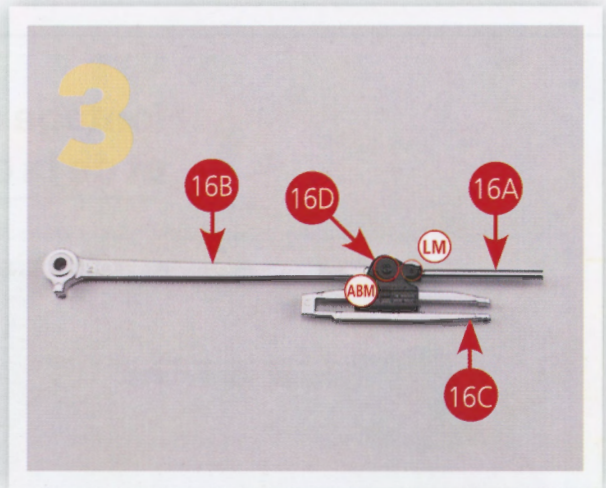


**IXOBOX** N°4

### Les pièces du kit numéro 16

- 16A** Tige de piston et crosse
- 16B** Bielle motrice
- 16C** Glissière
- 16D** Contre-crosse
- 16E** Support de bielle
- 16F** Bielle de prise de mouvement
- 16G** Bielle de commande de distribution
- 16H** Coulisse
- 16I** Bielle de commande de coulisse
- Vis** AM M1,7 x 4 [1 + 1]
- Vis** KM M1,4 x 4 [1 + 1]
- Vis** LM M1,4 x 5 [3 + 1]
- Vis** ABM M1,7 x 6 [1 + 1]



# GUIDE DE MONTAGE



VUE FINALE

